Assembly instructions for Divan and Ottomans

1. Safety

It is important to have a safe working environment and using the right tools while assembling the bed.

2. Unwrapping

Carefully remove all packaging. Use of pliers for staples will avoid injury. Dispose/Recycle the packaging appropriately and keep away from children.

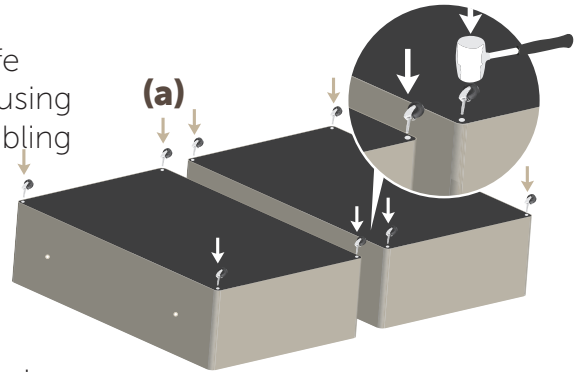

3. Assembling the Castors/Legs (a)

Place the bed upside down to insert the feet/castors use a rubber mallet gently until they click into place.

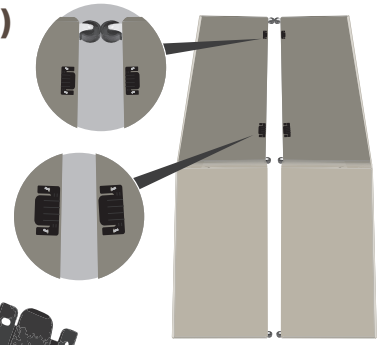

4. Joining the bases (b)

To join the bases, place them near and use the provided screws to attach the clips. Then position the base next to each other and lock them in place one at a time.



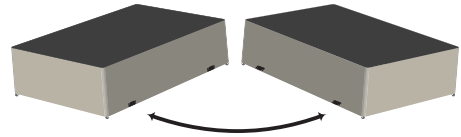

5. Fitting the Headboard (c)

Decide which end of the bed will be for the headboard. Pierce the locater bolt in the bed. For strutted headboard; position and loosely tighten the bolts, then slide the headboard from top down and tighten the bolts firmly. For Floor standing headboard align, then tighten the bolts.

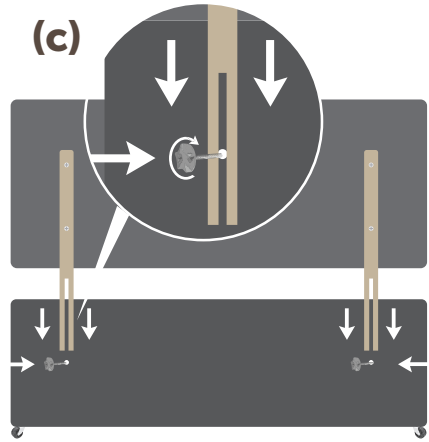

6. Storage Bases (Ottoman) (d)

Please read all instructions below carefully before assembling.
For the Ottoman follow instructions 1, 2, 3, 5, then place the mattress and lift the lids. Join them together using the U clip provided.

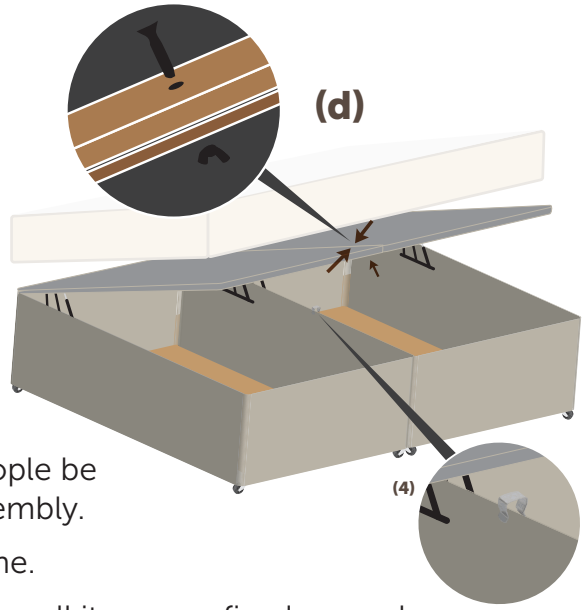

- It is advisable that two people be present at the time of assembly.
- DO NOT jump on the frame.
- DO NOT use this bed unless all items are fixed securely.
- DO NOT open the ottoman without the mattress being present on it. The weight of the mattress helps the ottoman to open correctly.
- The ottoman can hold a mattress up to the weight of 45kg. If the mattress is too heavy it may make the ottoman more difficult to lift.
- The ottoman comes with its own base (floating floor) which is NOT designed to hold heavy items, using items that are heavy may cause damage to the base of the ottoman.
- When lifting and pushing the ottoman lid, be sure to stand at the foot end at the centre of the bed, if the ottoman bed is lifted from the side it may cause it to lock and not lift up and down correctly.
- The unit is designed to operate with a mattress in place. Initially the gas struts may feel stiff when opening and closing the Ottoman; this is perfectly normal and movement will become easier after operating the unit several times.
The maximum load weight for each section is 30kg.

